


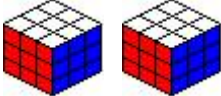


Save this file and use it offline, by simply clicking on the colored area. Save Paper & Trees, if you wish you can also print this document for later use.


Count and Subtract Worksheet

Name: _____



$$4 - 1 =$$


$$2 - 1 =$$










$$5 - 2 =$$


$$8 - 2 =$$



Save this file and use it offline, by simply clicking on the colored area. Save Paper & Trees, if you wish you can also print this document for later use.

Count and Subtract Worksheet

 
- =
 
- =
 
- =
 
- =




Save this file and use it offline, by simply clicking on the colored area. Save Paper & Trees, if you wish you can also print this document for later use.

Count and Subtract Worksheet



$$- \quad =$$



$$- \quad =$$



$$- \quad =$$



$$- \quad =$$



Save this file and use it offline, by simply clicking on the colored area. Save Paper & Trees, if you wish you can also print this document for later use.









Count and Subtract Worksheet

		$- \quad =$
		$- \quad =$
		$- \quad =$
		$- \quad =$



Save this file and use it offline, by simply clicking on the colored area. Save Paper & Trees, if you wish you can also print this document for later use.

Count and Subtract Worksheet

  <div style="display: flex; justify-content: space-around; width: 100%;"> - = </div>
  <div style="display: flex; justify-content: space-around; width: 100%;"> - = </div>
  <div style="display: flex; justify-content: space-around; width: 100%;"> - = </div>
  <div style="display: flex; justify-content: space-around; width: 100%;"> - = </div>